

GVT - PGVT

600X300 MM | GLOSSY



600 x
300 MM


AEMEDA BEIGE





600 x
300 MM

AEMEDA **WHITE**





600 x
300 MM

CASTLE CREMA





600 x
300 MM

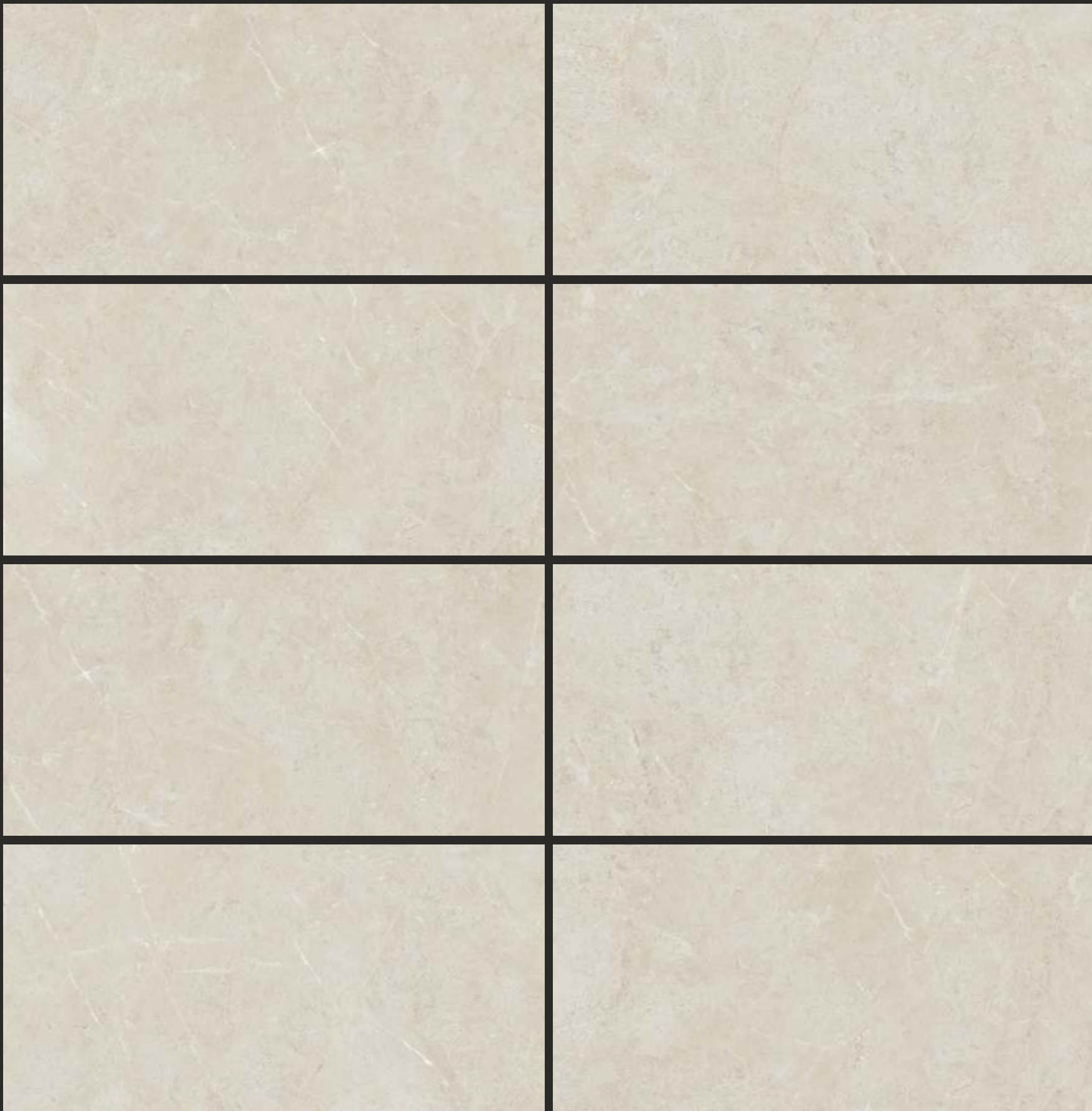
CASTLE GREY





600 x
300 MM

CONEDO BEIGE





600 x
300 MM

CONEDO GREY





600 x
300 MM

FEASTA BEIGE





600 x
300 MM


FEASTA BROWN





600 x
300 MM




FIESTA CREMA





600 x
300 MM










GEO BEIGE





600 x
300 MM

GEO WHITE





600 x
300 MM


HARVI BEIGE





600 x
300 MM

HARVI WHITE





600 x
300 MM


OXIDE BROWN





600 x
300 MM

OXIDE GREY



PORCELAIN TILES
GVT - PGVT



600 x
300 MM


PESCO CREMA





600 x
300 MM


PESCO GREY





600 x
300 MM

RIO IVORY




PORCELAIN TILES
GVT - PGVT



600 x
300 MM

RIO TUSK





600 x
300 MM

STARK BROWN





600 x
300 MM

STARK GREY





600 x
300 MM

THAR BROWN





600 x
300 MM

THAR GREY





600 x
300 MM

AMAZONE BROWN





600 x
300 MM

ARBOR WHITE





600 x
300 MM


ARCHI GREY





600 x
300 MM

ARISTON CREMA





600 x
300 MM

ARKON BEIGE





600 x
300 MM

BELZA DARK GREY





600 x
300 MM


BENINI CREMA





600 x
300 MM


BLAZE GREY





600 x
300 MM

BRUNO BEIGE





600 x
300 MM

CASTILA GOLD





600 x
300 MM



CLAY CREMA





600 x
300 MM


COTEX BEIGE





600 x
300 MM

DIAZA WHITE





600 x
300 MM

FEONA SILVER





600 x
300 MM

FERRO DARK





600 x
300 MM

LACA WHITE





600 x
300 MM

LAPIS BEIGE





600 x
300 MM

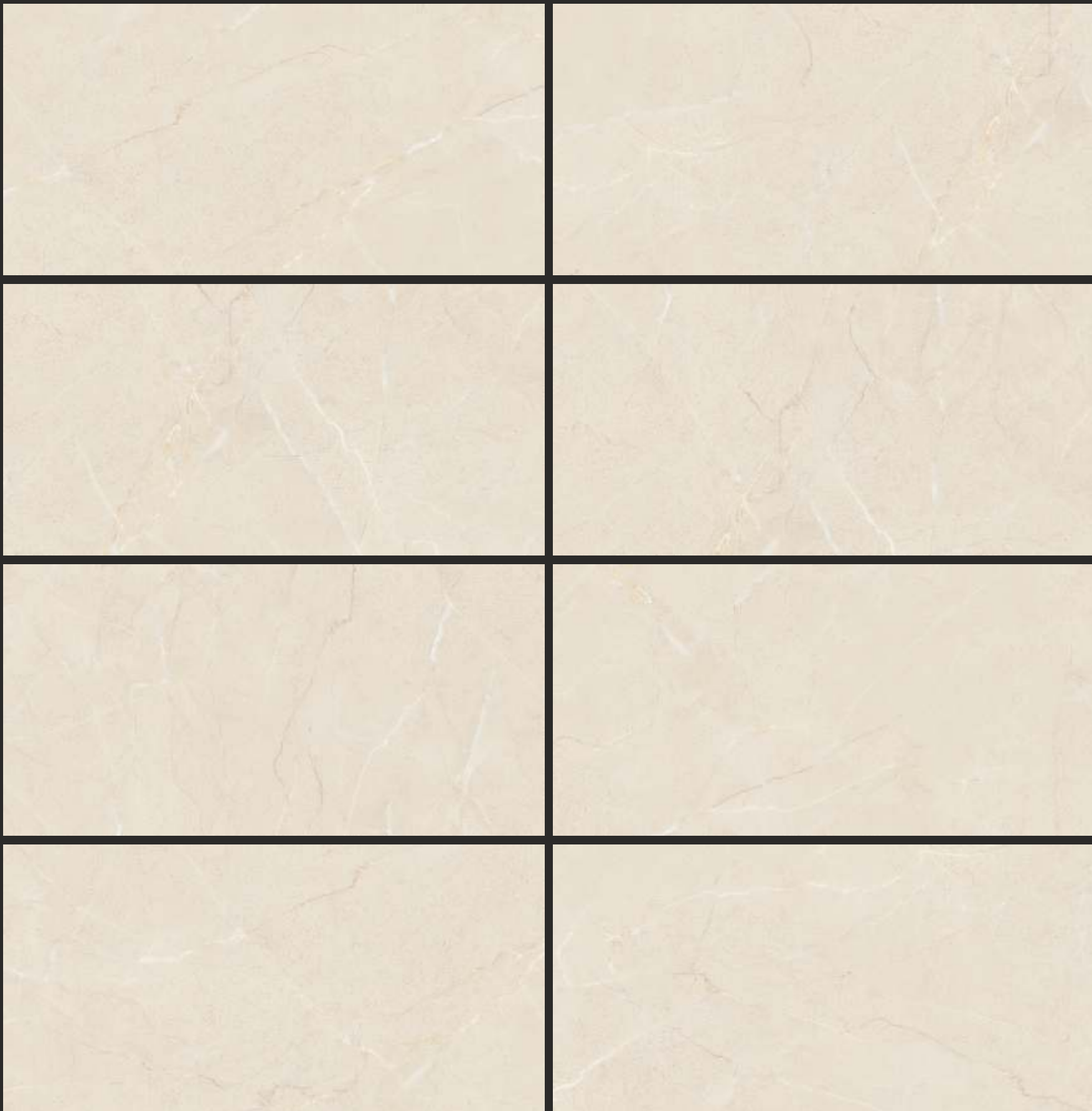
LUXOR CREMA





600 x
300 MM


NIKOL IVORY





600 x
300 MM


ORSON SILVER





600 x
300 MM



SARAN BEIGE





600 x
300 MM

TECCO SATVARIO





600 x
300 MM

TITAL GREY





600 x
300 MM

WIZER WHITE





600 x
300 MM


AGATHA ONYX





600 x
300 MM

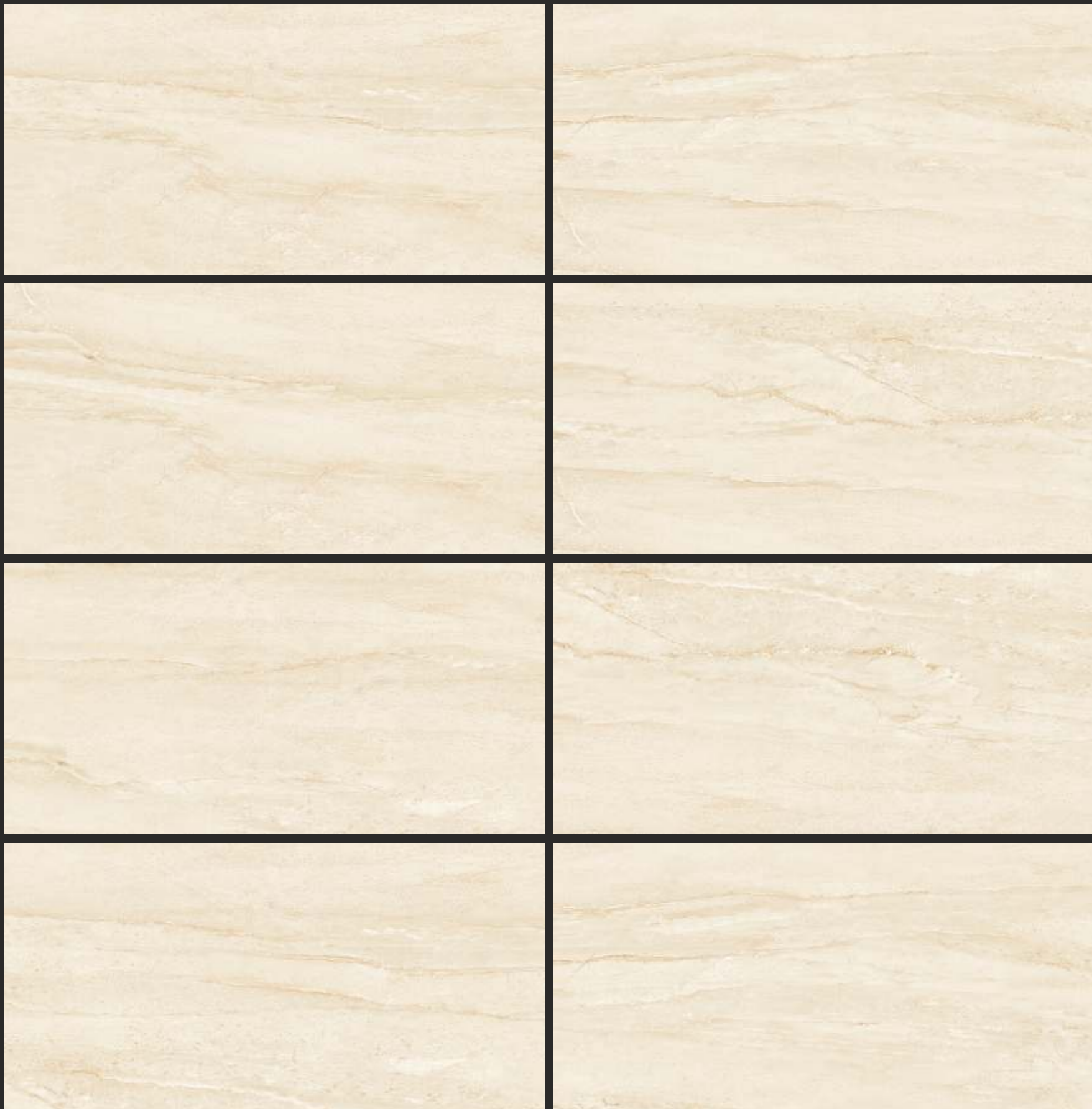
ALTO GREY





600 x
300 MM

AMRON BEIGE





600 x
300 MM

AMRON GREY





600 x
300 MM

AMRON OFF WHITE




PORCELAIN TILES
GVT - PGVT



600 x
300 MM

DUST TUSK





600 x
300 MM


DYNA ROYAL





600 x
300 MM

EBULE BEIGE





600 x
300 MM

EUROPA BEIGE





600 x
300 MM

EUROPA GREY





600 x
300 MM

IRONY BROWN





600 x
300 MM

KEROS SATVARIO





600 x
300 MM


LOREDO GRAY





600 x
300 MM

MASET SATVARIO





600 x
300 MM

OCEAN ICE





600 x
300 MM


OCEAN MOKA





600 x
300 MM

OCEAN NERO

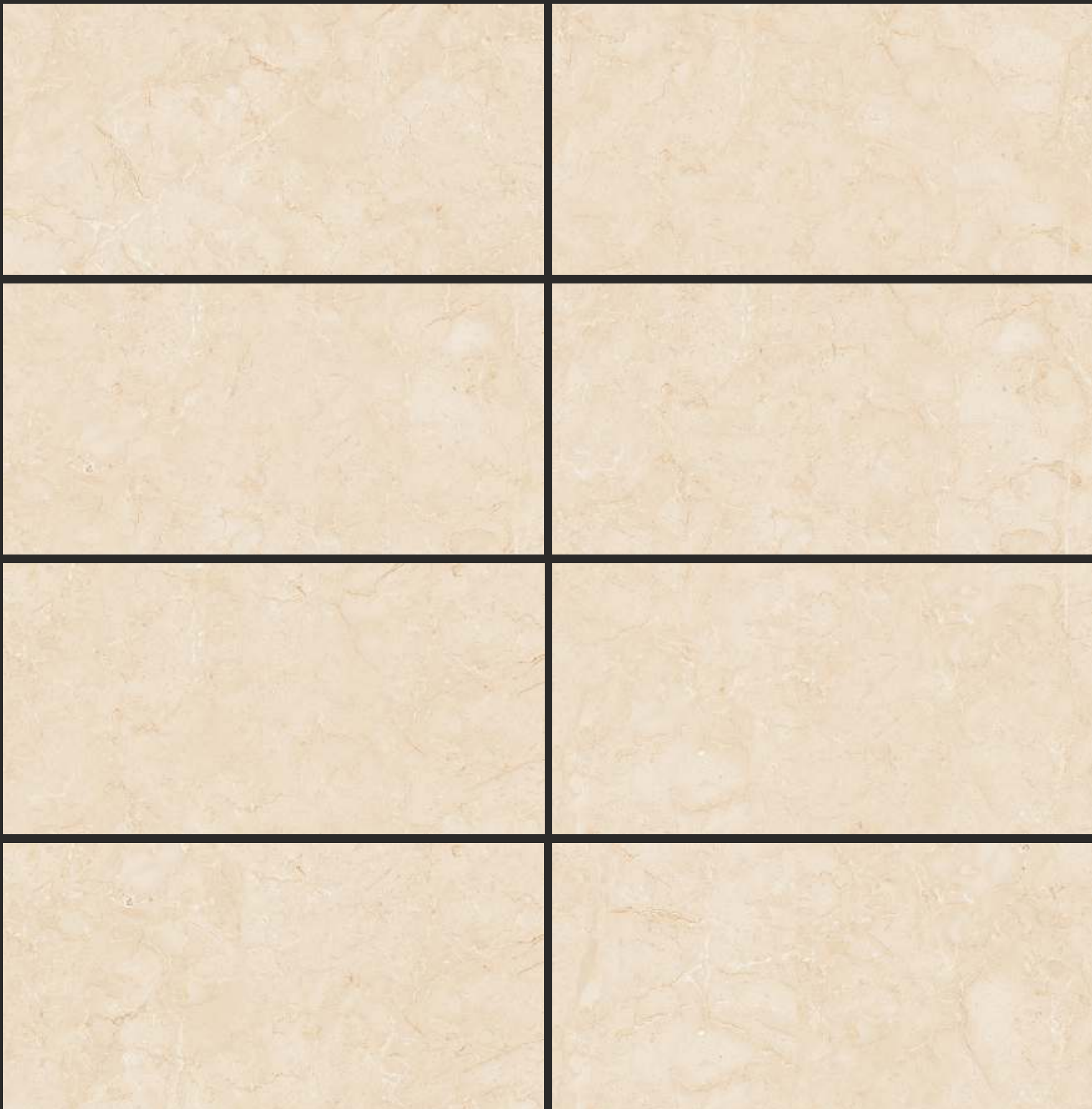


PORCELAIN TILES
GVT - PGVT



600 x
300 MM


RIVERA MARFIL





600 x
300 MM



ROMAN SATVARIO





600 x
300 MM

SATVARIO NATURAL





600 x
300 MM


SATVARIO QUANTUAM





600 x
300 MM

TRAVERTINO BEIGE





600 x
300 MM

TRAVERTINO CREMA





600 x
300 MM

TRAVERTINO IVORY
























600 x
300 MM

VANATO BIANCO



TECHNICAL SPECIFICATIONS

	CHARACTERISTIC	STANDARD AS PER ISO-13006/ EN14411 GROUP B1a	VALUE	TEST METHOD
A.	REGULATORY PROPERTIES			
	Deviation in length & width	±0.5 %	±0.1 %	ISO-10545-2
	Deviation in thickness	±5.0 %	±4.0 %	ISO-10545-2
	Straightness in side	±0.5 %	±0.1 %	ISO-10545-2
	Rectangularity	±0.5 %	±0.1 %	ISO-10545-2
	Surface flatness	±0.5 %	±0.2 %	ISO-10545-2
	Color difference	Unaltered	No change	ISO-10545-16
	Glossiness	As per mfg	Min 4%	GLOSSOMETER
B.	STRUCTURAL PROPERTIES			
	Water absorption	≤ 0.05 %	≤ 0.05 %	ISO-10545-3
	Apparent density	> 2.0 g/cc	> 2.10 g/cc	DIN 51082
C.	MASSIVE MECHANICAL PROPERT IES			
	Modulus of rupture	Min. 35 N/mm2	Min. 40 N/mm2	ISO-10545-4
	Breaking strength	Min. 1300 N	Min. 2000 N	ISO-10545-4
	Impact resistance	As per mfg.	Min. 0.55	ISO-10545-5
D	SURFACE MECHANICAL PROPERT IES			
	Surface abrasion resistance	As per mfg	Min. Class-4	ISO-10545-7
	MOH's hardness	As per mfg	Min. 5	EN 101
E.	THERMO HYGROMETRIC PROPER TIES			
	Frost resistance	No damage	No damage	ISO-10545-12
	Thermal shock resistance	No damage	No damage	ISO-10545-9
	Moisture expansion	Nil	Nil	ISO-10545-10
	Thermal expansion (COE)	Max. 9.0 x 10 ⁻⁶	Max. 6.5 x 10 ⁻⁶	ISO-10545-8
	Crazing resistance	As per mfg	Min. 10 Cycle	ISO-10545-11
F.	CHEMICAL PROPERTIES			
	Chemical resistance	No damage	No damage	ISO-10545-13
	Stain resistance	Resistant	Resistant	ISO-10545-14
G	SAFETY PROPERTIES			
	Slip resistance	As per mfg	> 0.40	ISO-10545-17
	Fire resistance	As per mfg	Fireproof	N. A.
	Lead & Cadmium given off by glazed tiles	As per mfg	Does not yield Pb & Cd	ISO-10545-15

PACKING DETAIL

Size	Normal Thickness	No. Of Tiles / Box	Coverage Area	Weight Per Box
300 x 600 mm	9.0 mm (Approx.)	5 Pcs.	0.90 Sq. Mtr.	18.00 Kg. (Approx)